






SIS Class Registration

Note: The SIS Learning Center registration site is not compatible with Safari. Macintosh users who do not have access to an alternate web browser can contact sis@osu.edu for training dates and times and request to be manually enrolled.

1. Navigate to: <https://registrar.oit.ohio-state.edu/lms/studentctr/sis/psciis.dll?mainmenu=sis>
2. Click 
3. Click to highlight the class name for which you would like to register
4. Click 

Note: You can click on [Calendar View](#) in the upper right corner to modify the view and click on the session you prefer. If you choose the calendar view, step #5 will not be necessary..

5. Click  for desired session
6. Click [For registration information, click here](#)
7. Enter your OSU Internet Name (Lastname.#)
8. Click 
9. Click [Enroll in this class](#) located in the upper right corner of the screen
10. Click 

NOTE: *You will receive a confirmation email once your registration is accepted.*