







## SIS Class Registration

**Note:** The SIS Learning Center registration site is not compatible with Safari. Macintosh users who do not have access to an alternate web browser can contact [sis@osu.edu](mailto:sis@osu.edu) for training dates and times and request to be manually enrolled.

**Note:** The SIS Learning Center goes down for daily maintenance between the hours of 7pm and 6am. During this time, you will not be able to access the Learning Center.

1. Navigate to: <https://registrar.oit.ohio-state.edu/lms/studentctr/sis/psciis.dll?mainmenu=sis>
2. Click 
3. Click to highlight the class name for which you would like to register
4. Click 

*Note: You can click on [Calendar View](#) in the upper right corner to modify the view and click on the session you prefer. If you choose the calendar view, step #5 will not be necessary..*

5. Click  for desired session
6. Click [For registration information, click here](#)
7. Enter your OSU Internet Name (Lastname.#) – if you are not recognized by the system, click , fill in your information and follow instructions for registration (step #2).
8. Click 
9. Click [Enroll in this class](#) located in the upper right corner of the screen
10. Click 

**NOTE: You will receive a confirmation email within 24-36 hours of registration.**