

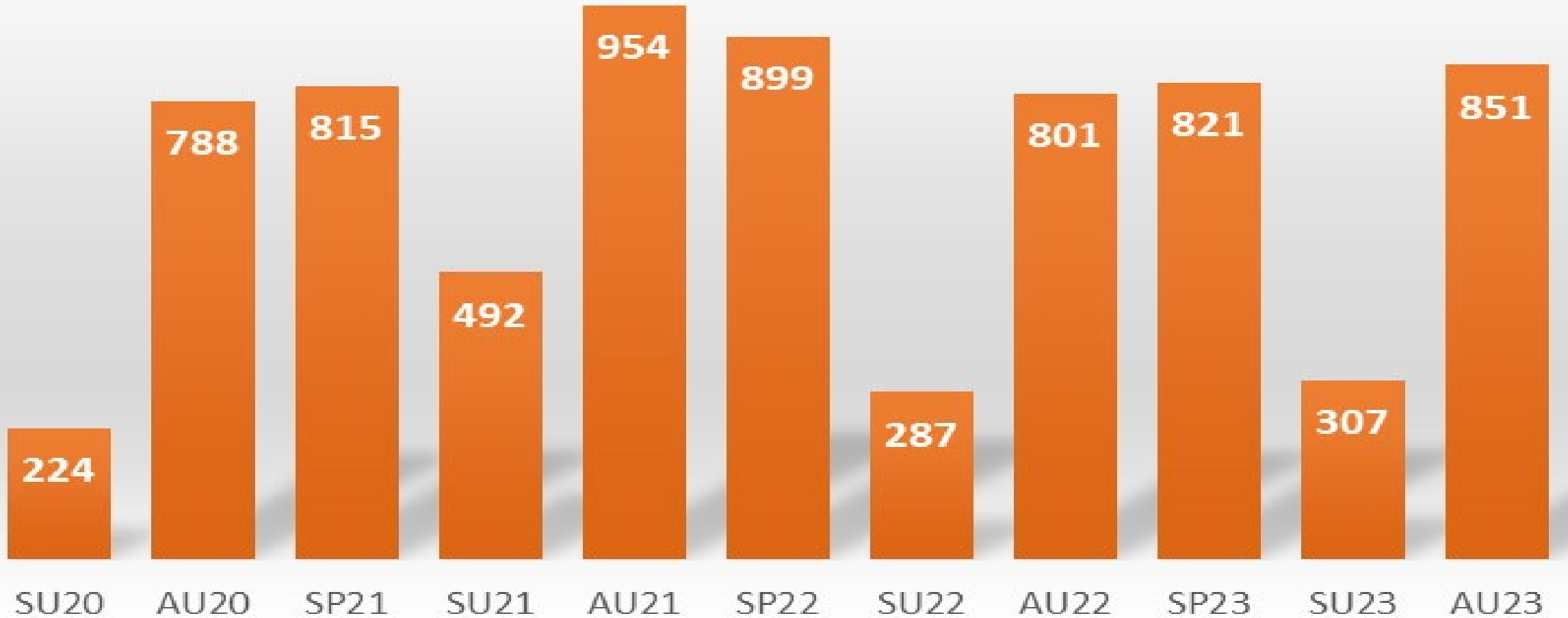
College Credit Plus

The Ohio State University

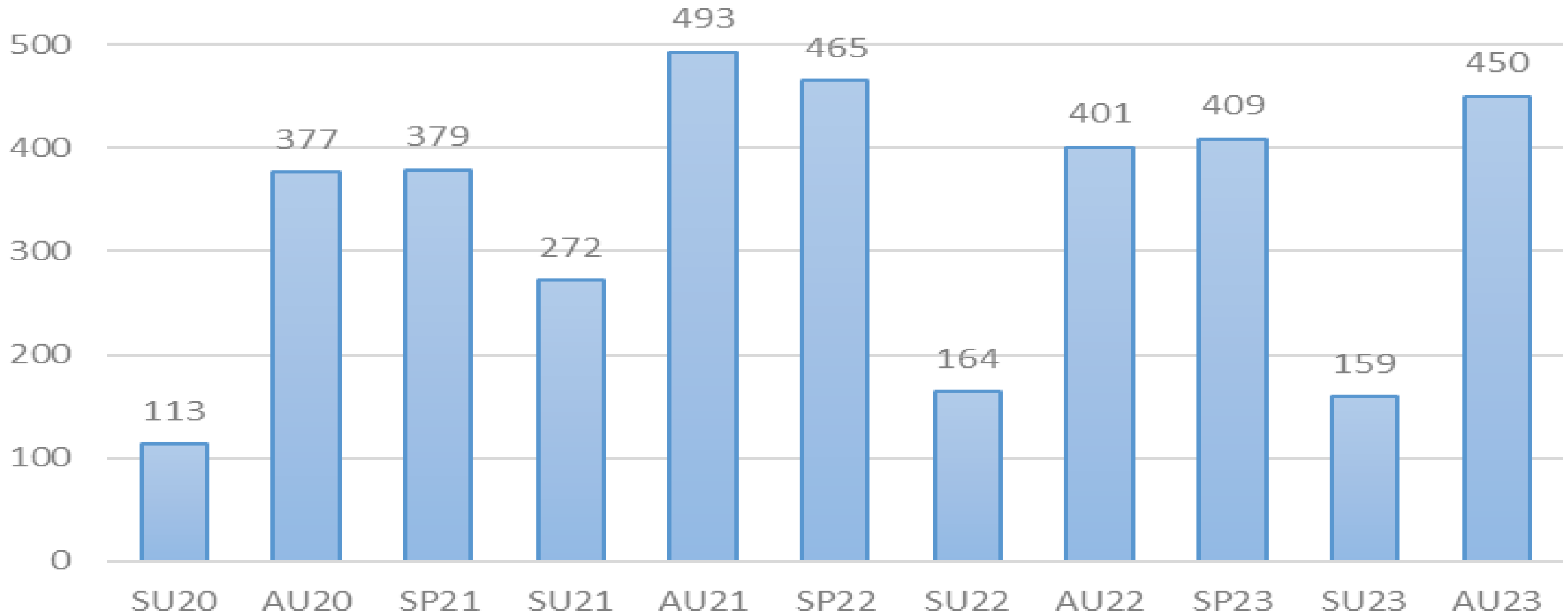
January, 2024

Enrollment Trends

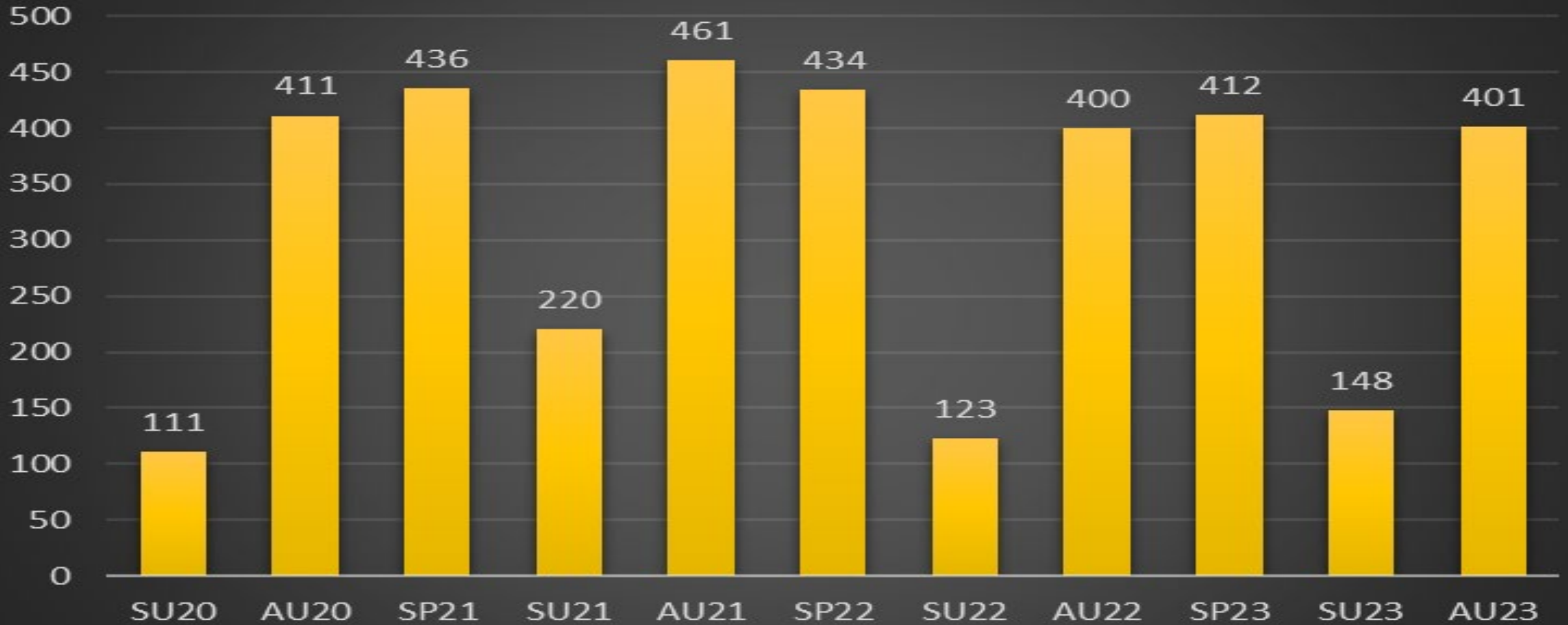
CCP Enrollment, All Campuses, SU20 – AU23



CCP Enrollment, Columbus Campus, SU20 – AU23



CCP Enrollment, Regional Campuses, SU20 – AU23

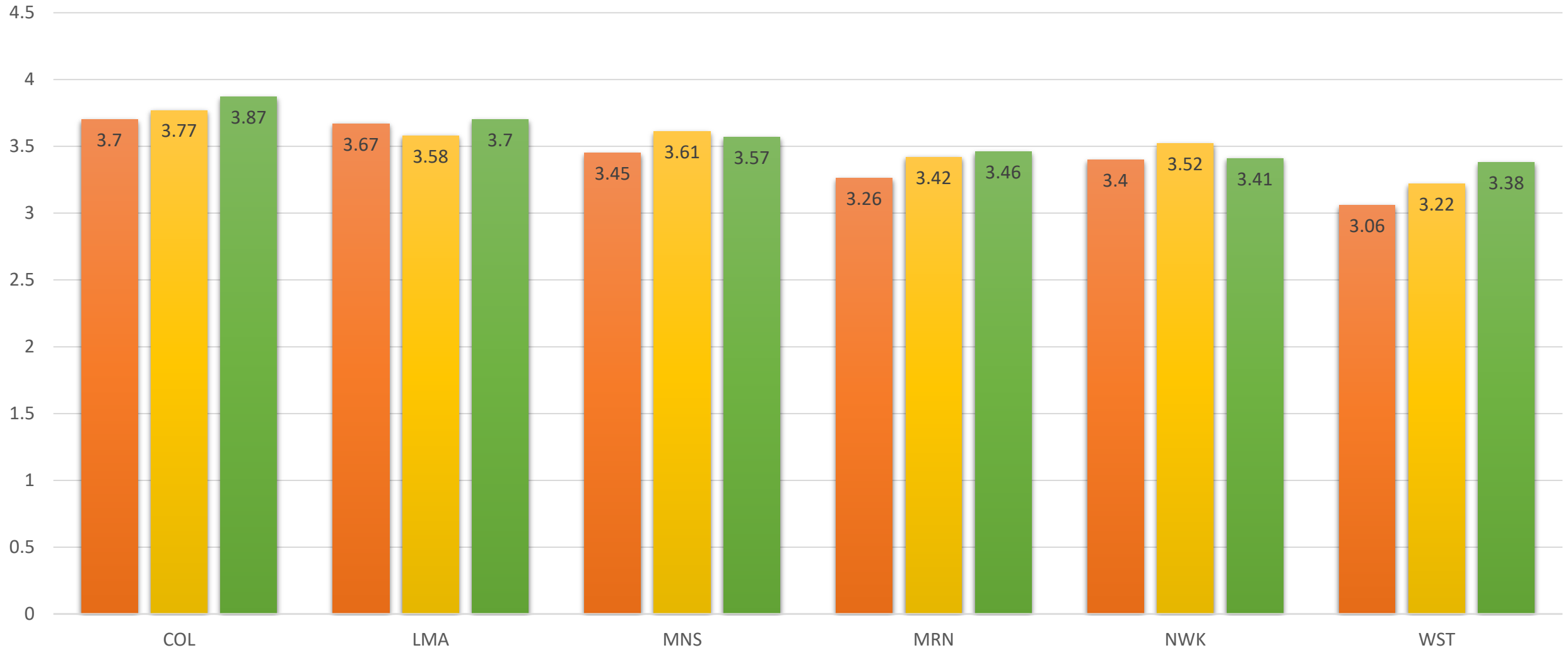


CCP Enrollment, Regional Campuses, SU20 – AU23

Campus	SU20	AU20	SP21	SU21	AU21	SP22	SU22	AU22	SP23	SU23	AU23
LMA	13	78	77	35	87	77	23	80	80	30	84
MNS	43	105	107	54	141	138	33	94	99	58	109
MRN	30	82	96	54	80	75	24	72	71	18	49
NWK	21	123	131	65	120	116	32	131	137	32	127
WST	4	23	25	12	33	28	11	23	25	10	32

CCP Student Success

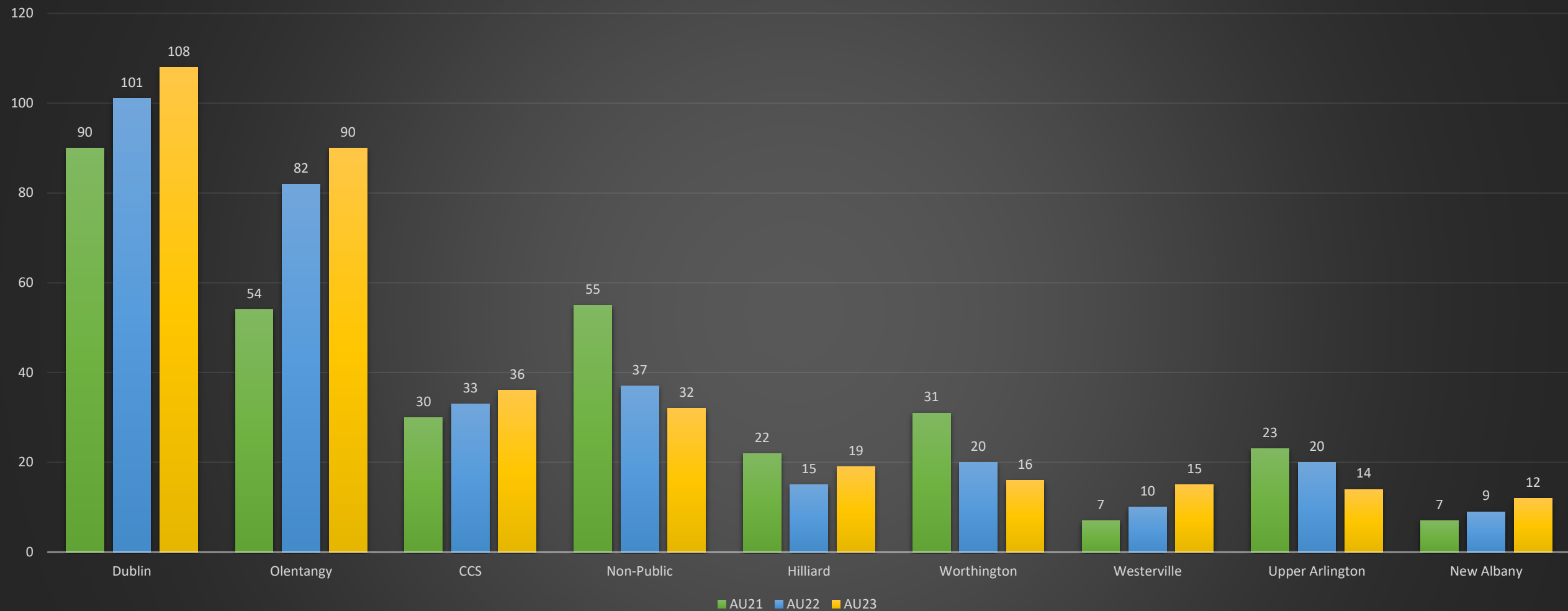
Average OSU GPA



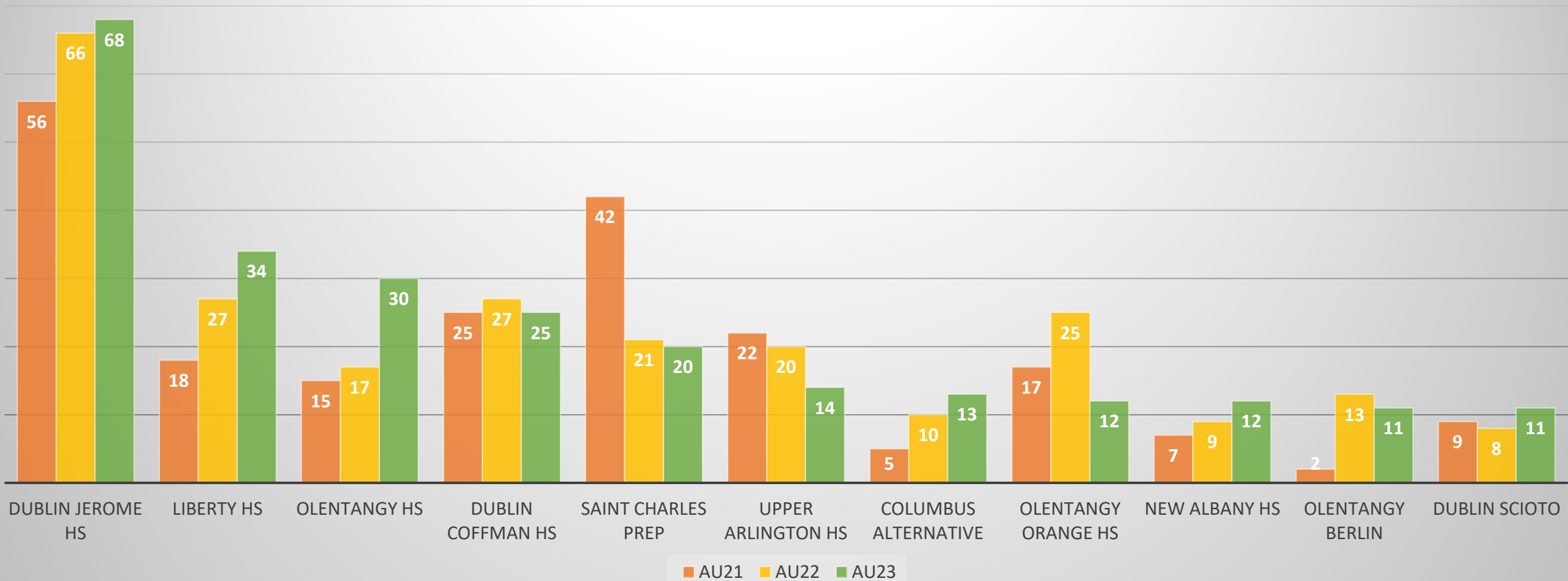
■ AU21 ■ AU22 ■ AU23

District/HS data

Columbus Campus – CCP Top Districts



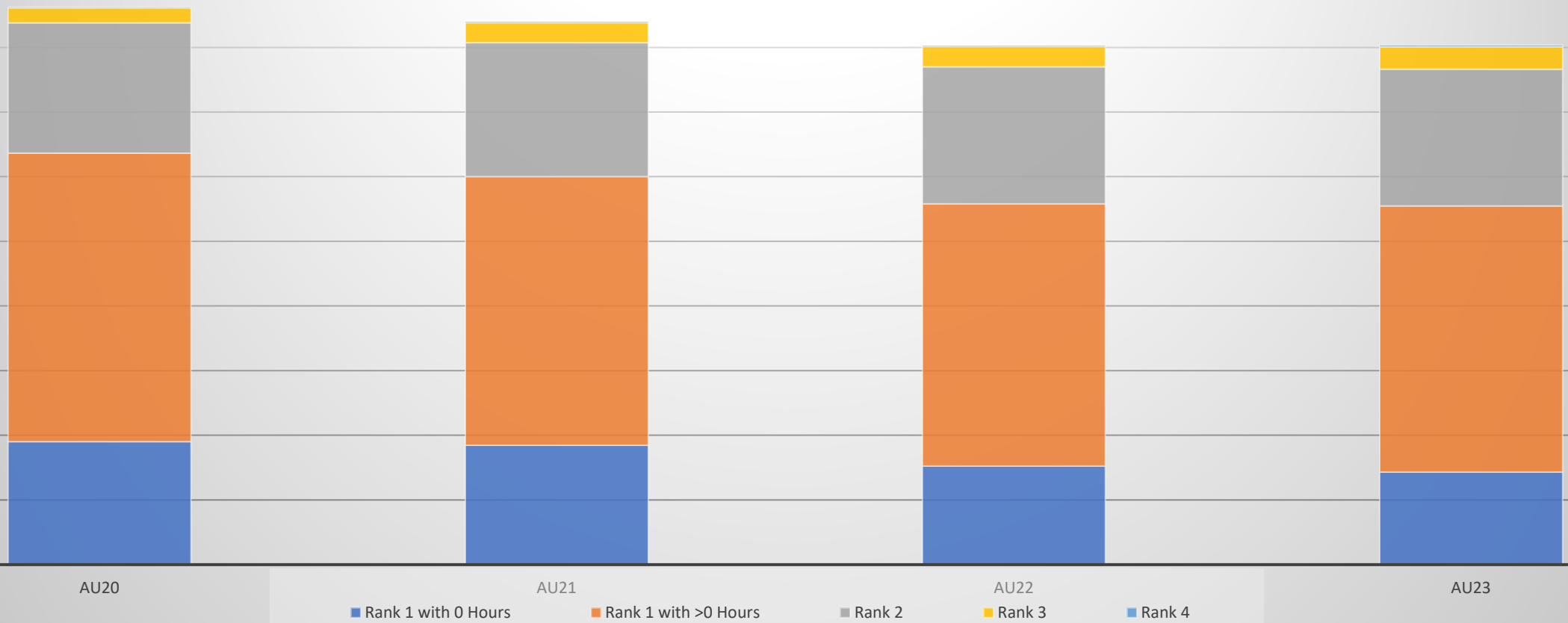
Columbus Campus – CCP Top Schools



NFYS Data

* Provided by OESAR, January 2024

Columbus NFYS Enrolling with Credit

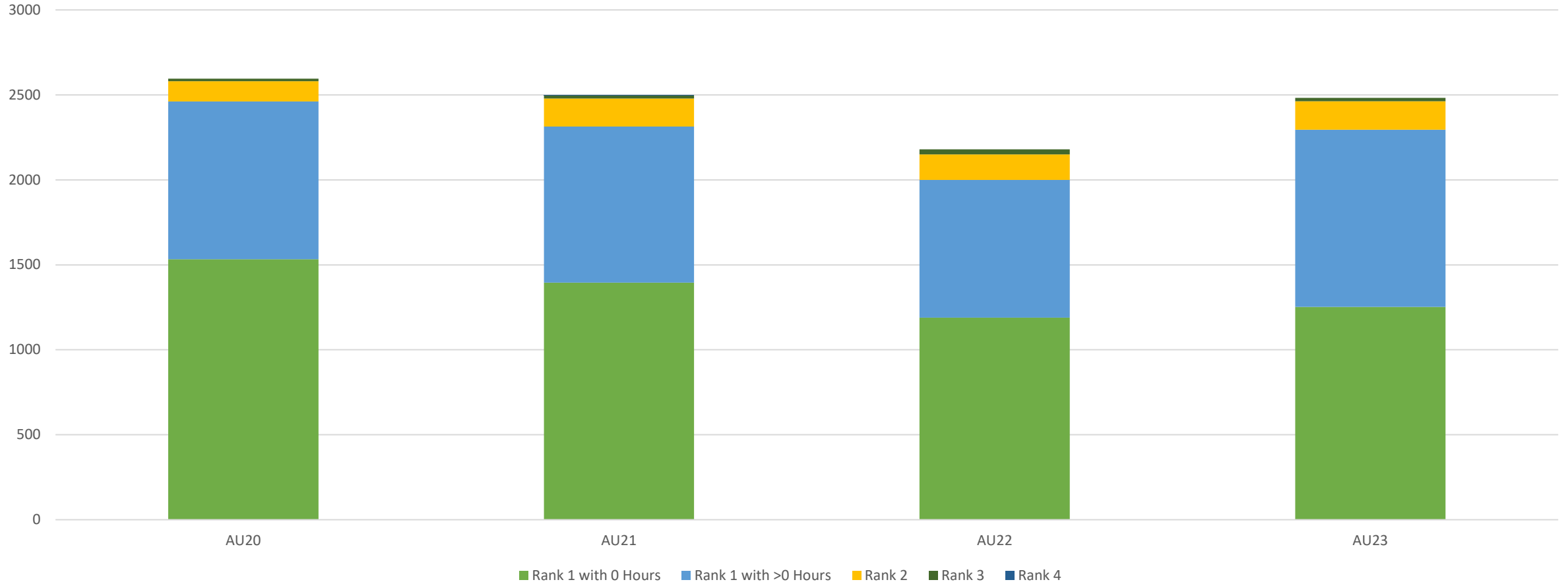


Columbus NFYS Enrolling with Credit

Rank	AU20	AU21	AU22	AU23
Rank 1 with 0 Hours	1901	1847	1524	1432
Rank 1 with >0 Hours	4464	4154	4057	4114
Rank 2	2016	2070	2118	2115
Rank 3	230	313	315	348
Rank 4	12	14	13	25

Five Year Trend	TYPE		AU2019	AU2020	AU2021	AU2022	AU2023
	COHORT	Students	7708	8623	8398	8027	8034
Columbus Campus	ACADEMY CREDIT	Courses	993	1457	1582	1556	1981
		Semester Hrs	3400	4974	5343	5126	6533
		Students	194	246	258	268	329
		% of Cohort	2.5%	2.9%	3.1%	3.3%	4.1%
	TRANSFER CREDIT	Courses	15119	19750	21885	20190	20963
		Semester Hrs	47751	60247	66935	61515	63534
Students		2747	3452	3565	3313	3460	
% of Cohort		35.6%	40.0%	42.5%	41.3%	43.1%	
Full Time NFYS SU/AU Entrants	TEST CREDIT	Courses	34099	28249	28550	29822	30109
		Semester Hrs	123051	101691	102139	106582	107376
		Students	5790	5332	5197	5363	5374
		% of Cohort	75.1%	61.8%	61.9%	66.8%	66.9%
	Credit at Time of Entry	AP	Courses	31000	24146	25249	26695
Semester Hrs			110828	85848	89264	94486	96247
Students			5423	4416	4570	4816	4863
CLEP		Courses	28	8	20	28	11
		Semester	104	26	65	95	46

Regional NFYS Entering with Credit



Regional NFYS Entering with Credit

Rank	AU20	AU21	AU22	AU23
Rank 1 with 0 Hours	1533	1395	1189	1253
Rank 1 with >0 Hours	928	919	811	1042
Rank 2	119	164	150	167
Rank 3	15	20	29	20
Rank 4	0	1	0	0

RETENTION/GRADUATION RATES OF FORMER ACADEMY STUDENTS

NFYS Term	# Enrolled	%1 Year	%Grad 3 years	% Grad 4 years	% Grad 6 years
2015	139	97.1%	6.5%	66.2%	89.2%
2016	179	97.8%	8.9%	72.6%	92.2%
2017	171	93.6%	19.9%	74.3%	88.9%
2018	189	95.2%	17.5%	72.5%	
2019	200	97%	12.0%	77.5%	
2020	251	94.4%	19.5%		
2021	264	93.6%			
2022	272	94.5%			
Total		95.3%	13.5%	71.3%	89.1%

COMPARATIVE GRADUATION & RETENTION FORMER ACADEMY STUDENTS V. NEW FRESHMEN COHORT

Term	NFYS	Academy	NFYS	Academy	NFYS	Academy
	1st Year Retention	1st Year Retention	4 Year Graduation Rate	4 Year Graduation Rate	6 Year Graduation	6 Year Graduation
2017	94.50%	93.60%	70.80%	74.30%	87.70%	88.90%
2018	94.10%	95.20%	72.30%	72.50%		
2019	93.90%	97%	71%	77.50%		
2020	94%	94.40%				
2021	93.40%	93.60%				
2022	94.10%	94.50%				

Questions?

Contact:

Michele C. Brown, Program Director

Kelli Reavling-Cobb, Assistant Director

SAE-Academy@osu.edu

<http://academy-ccp.osu.edu>